



Find your local Avan Campers, Caravans & Motorhome dealer:

**NOTE: Extra care must be taken on unsealed roads as damage caused by potholes or corrugations is not covered under warranty. Illustrations are not always standard units. Plans, dimensions and weights are subject to change without notice due to ongoing design and development of product and are subject to © copyright. All patents pending. Reproduction of colours and materials in photographs are as accurate as possible. Colours, weights and materials may vary at time of manufacture. Please check with your Avan dealer to ensure your chosen van specifications, equipment and colours are available prior to placing order.*

It's all about the lifestyle

www.avan.com.au



EXPLORER RANGE



It's all about the lifestyle

www.avan.com.au



Avan's super-strength light weight aluminium composite panel construction' delivers superior strength and insulation without weight, meaning better fuel economy when travelling.



The Avan Explorer Range

The Avan Explorer range has been specifically designed and constructed to maximize space, enabling holiday makers to relax in style and comfort.

This contemporary range of caravans combines superior construction, quality appliances and fittings with space saving designs. Smart interior design ensures maximum style and versatility, with a premium look and feel.

The Explorer series is designed for travellers looking for room to move, with this in mind it's well suited to those who want premium quality, with an abundance of flair. The Explorer range offers options and layouts to suit every travellers needs. If you're looking for a home away from home, the Avan Explorer is the perfect.

www.avan.com.au




Avan Explorer / External Features

1. Durable box style awning
2. Air conditioning (roof top)
3. Flat black windows
4. Alko Enduro cross country suspension
5. Adventure pack chassis with extended draw bar
6. 2 x 135W Solar panel
7. Lockable water filler with mains pressure inlet (Features on the other side of the caravan)
8. 2 x Water tanks
9. 2 x 4.5kg Gas bottles
10. LED Patio strip light
11. 240V External powerpoint
12. Step light
13. Boot light
14. Lockable front tool box
15. Rear bumper, spare wheel, jack and wheel brace
16. LED external grab handle
17. Radio CD player
18. External 12v point and antenna point
19. 16" Alloy wheels
20. Alko off road coupling
21. Lockable security door
22. Drop down stabilizer legs



Our revolutionary construction techniques, sophisticated designs and hand crafted interiors deliver a quality range of campers, caravans and motorhomes. The remarkable popularity of the Avan continues to grow as many more Australians discover the unique appeal of our products.



Visit our website
www.avan.com.au



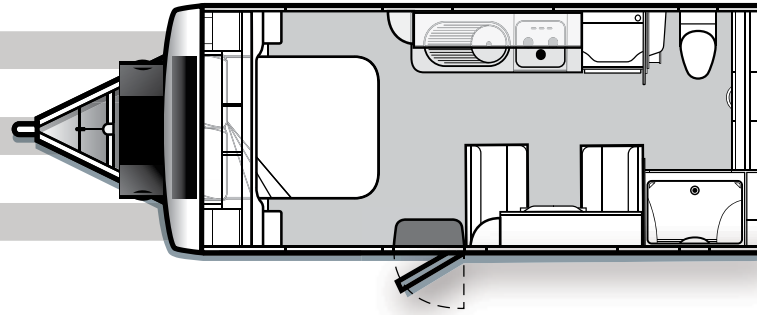
Avan Explorer / Standard Inclusions

- Supermatt coloured interior
- Polished chrome or satin black fixtures
- Gas electric hot water service
- Electric water pump
- 4 Burner cooktop with mini grill
- 12v Rangehood
- Internal 3 way fridge
- Microwave
- Windup TV aerial with booster
- 2 Batteries
- LED ceiling lights
- Hinged shower door (not available in all models)
- USB charging points
- Magazine holder
- Projecta PM 300 battery management system
- Modern LED strip lighting throughout
- Leather look upholstery material options available
- Climate control remote for heating & cooling
- Ample storage space
- Bunk configurations to accommodate your families needs

EXPLORER 566

TECHNICAL SPECIFICATIONS

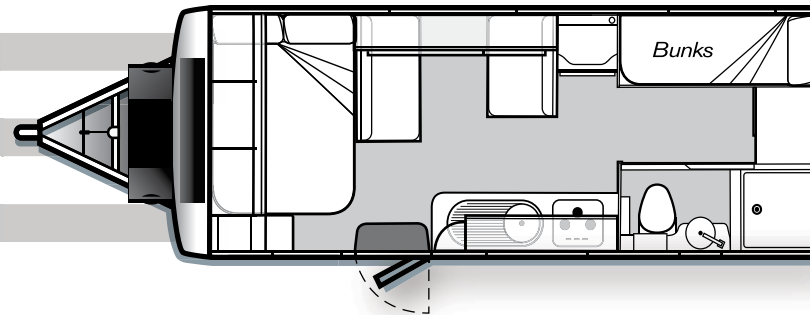
Garage Length	7890mm
Travel Height	3000mm
Width	2470mm
Tare Weight (Approximately)	1890kg
Ball Weight (Approximately)	185kg



EXPLORER 577

TECHNICAL SPECIFICATIONS

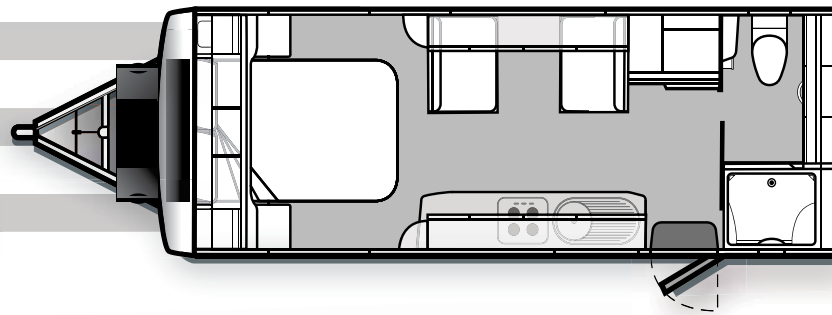
Garage Length	8150mm
Travel Height	3000mm
Width	2470mm
Tare Weight (Approximately)	1980kg
Ball Weight (Approximately)	170kg



EXPLORER 607

TECHNICAL SPECIFICATIONS

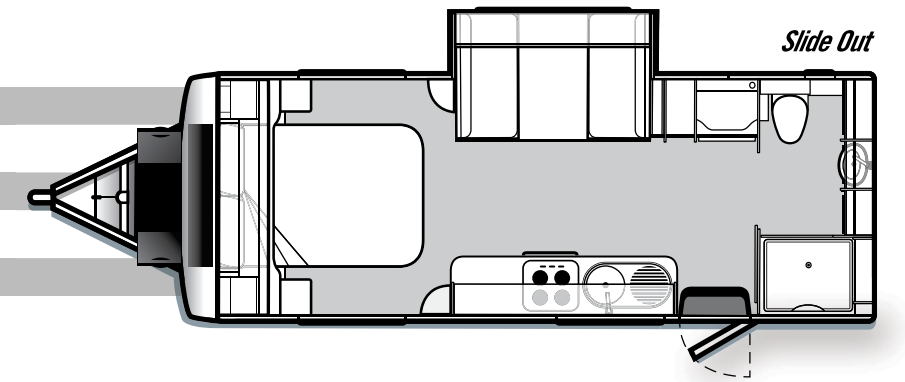
Garage Length	8440mm
Travel Height	3000mm
Width	2470mm
Tare Weight (Approximately)	2165kg
Ball Weight (Approximately)	180kg



EXPLORER 620

TECHNICAL SPECIFICATIONS

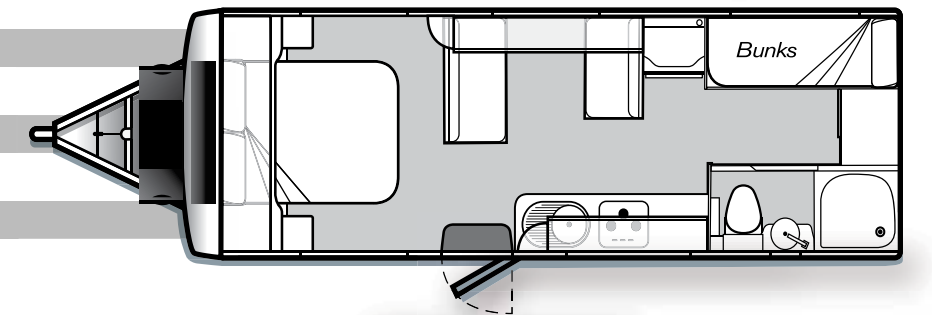
Garage Length	8570mm
Travel Height	3000mm
Width	2470mm
Tare Weight (Approximately)	2550kg
Ball Weight (Approximately)	245kg



EXPLORER 650

TECHNICAL SPECIFICATIONS

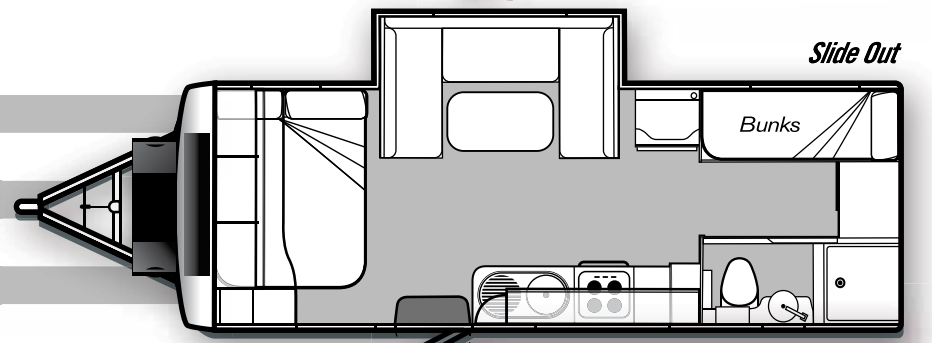
Garage Length	8870mm
Travel Height	3000mm
Width	2470mm
Tare Weight (Approximately)	2255kg
Ball Weight (Approximately)	160kg



EXPLORER 650 - 3

TECHNICAL SPECIFICATIONS

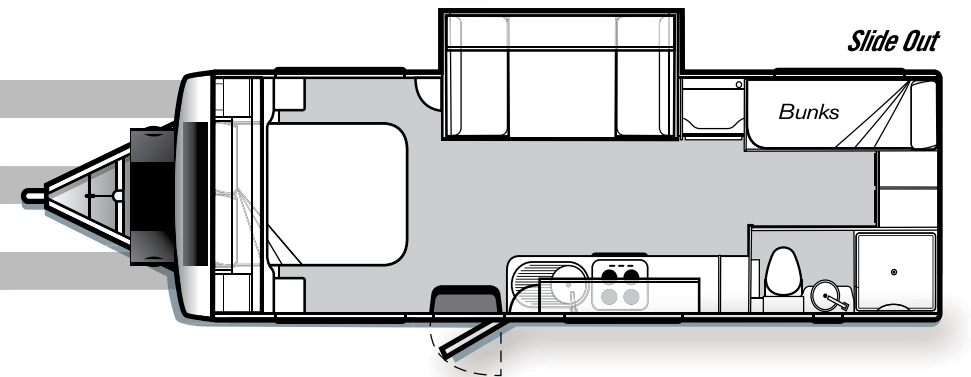
Garage Length	8870mm
Travel Height	3000mm
Width	2470mm
ATM	3000kg
Tare Weight (Approximately)	2255kg
Ball Weight (Approximately)	180kg



EXPLORER 720

TECHNICAL SPECIFICATIONS

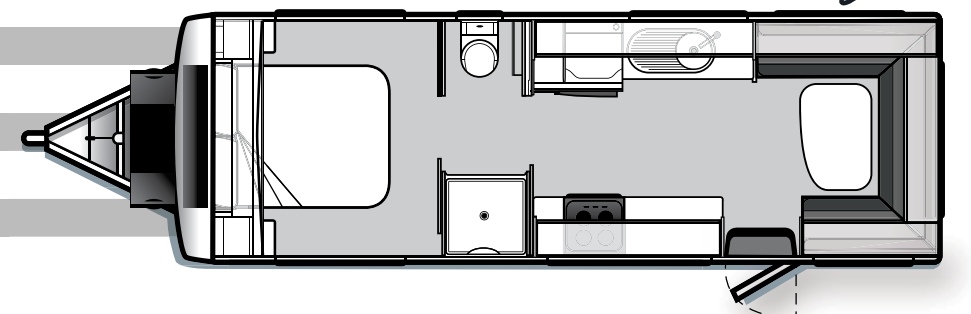
Garage Length	8950mm
Travel Height	3000mm
Width	2470mm
ATM	3200kg
Tare Weight (Approximately)	2640kg
Ball Weight (Approximately)	220kg



EXPLORER 720 - 2

TECHNICAL SPECIFICATIONS

Garage Length	8950mm
Travel Height	3000mm
Width	2470mm
ATM	3200kg
Tare Weight (Approximately)	2480kg
Ball Weight (Approximately)	225kg



with Club Lounge

